



Dining Collections

Solid Wood Tables, Chairs & Servers



UrbanCollectionsOhioUSA.com

02
25



Contents

The Yutzy Difference

■ Dining Furniture at a Glance	4
■ What Sets Us Apart	5
■ Why Choose Yutzy?	5
■ Our Story	6
■ Guiding Principals	6
■ Customer Service	6
■ Structure	7
■ Finishes	8
■ Quality Assurance	9
■ Packaging/Delivery	10
■ Warranty	11
■ PRIME Program	12
■ Care	13

The Villa Collection

■ Cross Trestle Tables	16-19
■ Emerson Pedestal Tables	20-21
■ French Farmhouse Leg Tables	22-23
■ Glacier Trestle Tables	24-27
■ Harper Pedestal Tables	28-29
■ Jackson Leg Tables	30-33
■ Mission Leg Tables	34-35
■ Montour Leg Tables	36-37
■ Naples Leg Tables	38-39
■ Rialto Leg & Trestle Tables	40-41
■ Trieste Trestle Tables	42-47

The Estate Collection

The Estate Collection dining tables offer a simple way to customize your dining room. 48-49

Pick your top, base, shape, and profile

■ Leg Tables	50-51
- Shapes, Profiles & Bases	52-54
■ Single Pedestal Tables	56-59
- Shapes, Profiles & Bases	60-61
■ Premium Singel Pedestal Tables	
- Shapes, Profiles & Bases	62-63
■ Double Pedestal Tables	64-67
- Shapes, Profiles & Bases	68-69
■ Premium Double Pedestal Tables	70-73
- Shapes, Profiles & Bases	74-75

Dining Cases

- Bordeaux Servers	77
- Grampian Servers	77
- Hudson Servers	78
- Wrightsville Server	78
- Reminisce Servers	79
- Cortland Servers	79
- Trieste Servers	80
- Champagne Servers	81
- Glacier Servers	81

Benches	82-84
Chairs	85-93
Chair Options	94
Stools	95

Stains	96-103
--------	--------

Table Options

- Table Counter Heights and Bar Heights are Priced by Group
- Substitute Clear Glass Doors for Wood Doors and shelves
- Hutches have Clear glass doors Standard. Wood Doors also available

Wood & Finishing

- Hickory and Hard Maple / Upcharge
- Painted Finishing (We do not recommend painted table tops)
- Stains with Glazing
- Painted with Antiquing / Rub-Thru
- Painted with Glazing
- Two Tone Finishing
- Weathered Finishes - Wire Brushing ONLY Available in Jackson & Naples
- Distressing
- Keepsake Finishing (Distressing with Dry, Low Sheen Finish)
- Preen Finishing (Dry, Low Sheen Finish with No Distressing)

Thoughtful Design.
Premium Materials.
Meticulous Craftsmanship.
Beautiful Finishes.
Customer Satisfaction.



At Yutzy we design and build furniture that is functional, beautiful and desirable. Furniture that is built to be cherished for generations.

Yutzy also offers thousands of table, chair, and finish options to ensure customer satisfaction.

Yutzy Dining Furniture at a Glance.

WE OFFER MORE THAN
100,000
DIFFERENT COMBINATIONS
OF TABLES AND CHAIRS

ESTATE COLLECTION

MORE THAN
1000
CUSTOMIZABLE
OPTIONS

TABLES AVAILABLE IN
COUNTER
HEIGHT AND
BAR
HEIGHT FOR AN ADDITIONAL
CHARGE

DINING CHAIR OPTIONS

COUNTER & BAR HEIGHT
SWIVEL
5-STAR GAS LIFT
CUSTOM FABRIC & LEATHER
UPHOLSTERY AVAILABLE
ON MOST

SOLID TABLES UP TO
6 FEET SQ
(72 in) SQUARE.

TABLES EXTEND UP TO
9 FEET
(108 in) IN LENGTH

COMBINE
ANY TABLE WITH
ANY CHAIR

Customer Orientation

Subject: Construction details of our heirloom quality dining furniture

Dining Furniture

In our Ohio Shop Yutzy craftsman build our furniture with precision and focused attention to detail using traditional time-honored techniques that are the hallmarks of quality furniture.

Details that set our dining furniture apart.

Solid Wood Construction

We use only the finest hardwoods, ensuring durability and timeless beauty in every piece.

(A) Mortise and Tenon Joints

For superior strength and stability, our tables and chairs are built with mortise and tenon joints.

(B) Corner Bracing

We make a solid interlocking connection of the apron, corner brace, and table leg creating a long-lasting rock solid feel to the table.

(C) Rim Overlay

Table aprons feature an interlocking connection that creates a seamless look when a leaf is installed.

Hand-Applied Finishes

Our one of a kind, eco-friendly, finishes are applied by hand to every piece. This approach illustrates our dedication to creating a beautiful and durable finish.

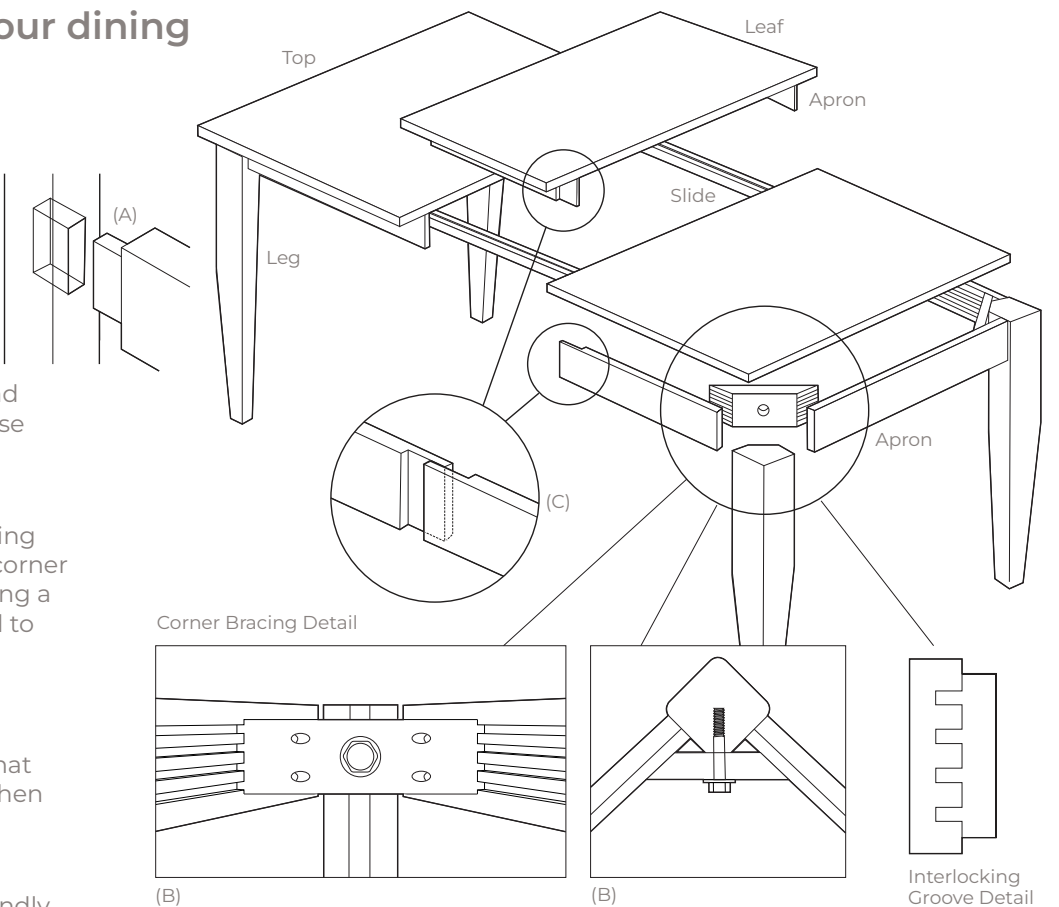
Customization Options

From wood types to finishes to hardware, we offer a diverse range of customization options to suit any style.

Sustainability

A commitment to responsible sourcing of wood from sustainable forests.

With this knowledge, you'll be able to confidently showcase the unique value of Yutzy to every customer.



Pedestal Table Attachment

We use a custom-designed, high strength steel plate to ridgedly lock the table top to it's base to create a strong structure that will withstand the test of time.

Why Choose Yutzy Dining Furniture?

Unwavering dedication to design, craftsmanship and exceptional quality. Every piece is designed and built to be both functional, beautiful *and* desirable.

When you sell Yutzy furniture, you're offering your customers more than just a product – you're guiding them to heirloom-quality furniture that will be cherished for generations.



The Yutzy Difference



OUR GUIDING PRINCIPALS

Yutzy started with the dream of building solid wood, heirloom quality furniture in America solidly rooted in Amish principles— humility, family and community.

Closely adhering to those principles the second generation is now guiding the company alongside the first, anticipating future trends and thoughtfully broadening our product offerings. Second generation ambition combined with traditional Amish principals continues the culture of building furniture that will be cherished for generations.

Serving the Customer

Through our accomplished sales and customer service teams, Yutzy is committed to customer satisfaction. We cater to the needs of our customers the traditional way; personal interaction. Call and you'll get an authentic, empathetic person who is ready to serve you instead of the now common, and frustrating, automated customer support phone tree or chatbot.

CORE VALUES

- Integrity
- Dependability
- Quality
- Unity
- Innovative

VISION

To lead American furniture manufacturing with superior design, premium materials, unmatched craftsmanship and outstanding customer service. And to serve those around us for a better future

MISSION

To design and build solid wood furniture that will be cherished for generations.


Structure



We build every piece with an unwavering commitment to quality and the preservation of time-honored traditions. Meticulous craftsmanship, high-quality materials, and time-honored woodworking techniques create family heirlooms that withstand the test of time.



Drawers




Strength, aesthetics & longevity.

All drawers (A) are solid wood with dovetail construction and are a standard of fine furniture craftsmanship.

All drawers (B) are full extension soft close with side mount drawer slides.

Tops & Sides



Solid wood tops & side panels.

Back Panel



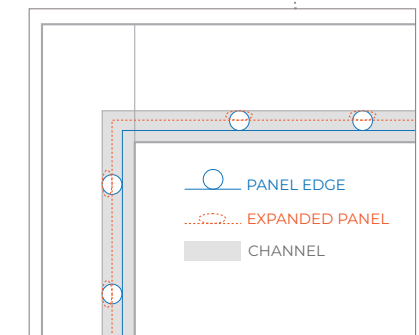
Framed fitted back panels.

Stability




Built-in corner stability.

Spacer Balls



Door panel detail not to scale



Floating spacer balls keep panels centered and rattle free. Absorbs panel expansion and eliminates panel cracking and damage.

All
SOLID WOOD
CONSTRUCTION



Incomparable Finishes

We take pride in our high-quality finishes that balance beauty and durability and is the final step in the crafting of our fine solid wood furniture.

The Perfect Finish is Comprised of 4 Elements.

- 1 Dust Control
- 2 Sanding
- 3 Staining
- 4 Curing



1 Whole shop dust control

A fine finish starts with controlling impurities in the air. We don't just control dust at the sanding stations, we clean the air of the entire shop - from the mill to final inspection. We do this to ensure a flawless, durable finish.



2 Sanding

This seemingly simple process is, in fact, a skill demanding patience, precision, and an understanding of the material at hand. The goal is always a smooth surface, devoid of imperfections that still leaves the grain open to accept stain. It also has to be consistent across the whole piece to ensure that the stain penetrates evenly.



3 Applying stain

Applying the stain evenly is very important in creating a fine finish. Even stain application paired with skillful sanding ensures consistent color over the whole piece and/or suite of furniture.



4 Curing

The final step is applying the oven-cured catalyst that not only resists moisture and chemicals but also keeps them on the surface so they can be wiped up and cleaned thoroughly.

Quality Assurance



Yutzy consistently delivers industry-leading quality by adhering to a strict quality control process.

Before the finished pieces are packaged for shipping we conduct:

Visual Inspection: Visual inspection is the first step in inspecting our finished pieces. This involves closely checking the final product for defects or issues that may affect its quality, such as scratches, dents, or color inconsistencies.

Dimensional Inspection: Dimensional inspection involves checking the dimensions of the finished product to ensure that it meets the required specifications.

Functionality Testing: Functionality testing involves checking the finished product to ensure that it functions as intended. This includes testing drawers, hinges, locks, and other components to be certain that they work correctly.

Only when our quality control specialist is satisfied that the piece meets our high standards will it be released to our shipping department and carefully packaged to arrive at your store in a condition that will delight you and your customers.



Packaging and Delivery



Protecting your furniture during delivery is essential.

We take the same pride in packaging your furniture as we do building it. We use multiple protective materials to ensure that it arrives to you in the condition that it left our shop.

Closed cell foam: Used for product and impact protection.

Corrugated: The most common protective packaging material. Used for load compression protection, internal blocking and impact protection.

Plastic wrap: Clings to the furniture and itself to protect your investment. Secures doors, drawers and panels along with protecting fabric pieces from tears and scratches. Also used to bundle smaller pieces together.

We use these materials individually and in combination to best protect the item to be shipped.

We also honor special packaging requests such as shipping pieces fully enclosed in corrugated boxes for a nominal up charge.

Our attention to protecting your order doesn't stop when we're done packaging it. We then carefully load all of our trucks taking the same care we applied to packaging; padded moving blankets, furniture pads, corrugated cardboard sheets, and tie down straps ensure safe delivery.

PROTECTING YOUR INVESTMENT



Dressers & Chests



Headboard & Side Rails



Table Tops



Mirrors

Table Bases

Warranty



Yutzy Woodworking Ltd. Manufacturer's 5 year Limited Warranty

Yutzy Woodworking LTD warrants to the original purchaser, under normal household use and service, all of its furniture products to be free from defects in material and workmanship for a period of five years, following the date of purchase and delivery to the purchaser.

- This warranty does not cover upholstery (fabrics and/or leathers) or damages which result from neglect, accident, or intentional misuse of any nature.
- This warranty does not include institutional use, normal wear and tear, and exposures to extremes in temperature or humidity, immersion in water, fading or variations in color or finish over time, scratches, blemishes or slight color variations in wood grain, unauthorized repair or alteration of the product.
- Because of the characteristics of solid wood, (a natural material) minor variations in color, wood grain, or construction can occur from piece to piece. Therefore, this warranty does not cover such minor differences, or differences between floor samples or printed illustrations and your furniture.
- Seasonal wood movements on solid wood products are normal and are not considered warranty issues.
- Damage occurring during the delivery or set up of your furniture in your home *is not* covered by this warranty and should be addressed with the company making the delivery.
- Always clean and polish furniture with silicon-free and ammonia-free cleaners. Any mild, common dishwashing liquid works as well. Avoid using any solution that contains bleach or abrasives. The retailer that sells Yutzy Woodworking furniture may have a comparable product they may recommend that does not contain ingredients harmful to this superior catalyzed finish.
- This warranty is null and void if a silicone based cleaner or polish is used and damages the finish surface. It is also best to use products free of wax to avoid a wax build up that can not be removed.
- Dressers, Nightstands, Armoires and Chests of any kind, are intended solely for storage. Headboards and footboards are intended solely for the support of mattresses. Occasional tables and media centers are made for storage and surface function as a table for cocktails, as storage for nightstands, and to support media for media centers. Any other use of these products may create a hazard and void this warranty.

The obligation of Yutzy under this warranty is limited, at the option of the manufacturer, to repair or replace the product with a product of equal quality if the original product under warranty is no longer available, within 90 days from the receipt by Yutzy Woodworking of a written recommendation from the dealer. The warranty is good as long as the manufacturer is satisfied the product proves defective under normal household use and with the correct products used for the maintenance of their furniture. Repairs or replacements under this warranty will be made only by Yutzy Woodworking. If the dealer finds return to the factory necessary, packing and shipping cost will be charged to the purchaser. Return Shipping shall be prepaid to the dealer making the recommendation. All cost for delivery from the purchaser to the dealer and any delivery to the purchaser from the dealer shall be paid by the purchaser.

We Live in an On-Demand World.



Streaming movies and music. Drive thru everything.

Choice. Fast delivery.

Yutzy has created a program that caters to those buyers who sell high-quality furniture and promise fast delivery.



INTRODUCING



Simple. Fast. Satisfying.

Our most popular sets and pieces in popular woods and finishes. Handcrafted and ready to leave our shop within 5 business days.

That's our pledge to you.

How it Works

- 1 **Select** your piece and finish.
- 2 **Place order**
- 3 **Ready to ship** within 5 business days.

Look for the the PRIME logo to take advantage of what this collection has to offer.

Reminisce, Trieste and Champagne Bedrooms. Premium, Single Pedestal and Leg Tables.

Furniture Care

Always

Clean Regularly

Make cleaning and polishing your furniture part of your regular cleaning routine. Doing this lessens the risk of contaminants building up on the surface which could damage the finish and also make them harder to remove.

Always clean and polish furniture with silicon-free and ammonia-free cleaners.

General Cleaning

- Always use a silicone free or an ammonia free cleaner. A mild dishwashing soap works well too.
- Use a soft cloth to avoid scratches.
- Dry with a soft cotton cloth.

Polishing

- Always use silicone-free polish.
- Apply using a soft cloth in the direction of the grain.
- Buff to your desired finish using another soft cloth.

Protect Surfaces

Liquid damage occurs quickly; protecting your investment with placemats, tablecloths and coasters will keep contaminants from damaging the fine finish of your furniture.

Dealing with Spills

- Act quickly
- Blot, don't rub.
- Use a specialized cleaner if possible.

Regular dusting, wiping, polishing and carefully placing objects like lamps and vases can prolong the life of your furniture.

Avoid

Chemicals

Keep solvents away from your furniture — they can strip the finish. Some cleaners contain bleach, alcohol or other products that can stain or strip wood. Always keep away from those ingredients and find natural alternatives. If you're not sure what to use, ask your dealer.

Plastics

Color from plastics can leach into wood furniture and the heat and humidity they absorb can also damage your furniture. Keep plastic items off your furniture and replace them with cloth alternatives.

Sunlight

If possible, keep furniture out of direct sunlight. Sunlight bleaches wood and degrades furniture finishes.

Heat & Humidity

Fireplaces, radiators and forced-air furnaces keep a room warm but take a toll on wood furniture. Place furniture as far away as possible from heat sources. Humidity levels expand and contract the wood used to build your furniture and over time this movement can stress

Avoid using any solution that contains bleach, abrasives, silicone or ammonia.

the furniture and make it prone to possible damage. Try to keep the humidity level in your home stable especially if you live in an area that experiences a wide range of temperatures and humidity levels.



The Villa
COLLECTION



Celebrate

TOGETHER AROUND THE TABLE

Cross Trestle

DINING TABLES

VILLA COLLECTION



- A. #52-3878
38" x 78" Cross Trestle Table
- B. #52B-1662
Cross Trestle Bench
- C. #228A
LaRose Arm Chair

- Cross Tables are 1.25" Breadboard tops with floor clearance of 26"
- 12" Leaf Extensions on the ends

All pieces shown in Maple with 232 Driftwood stain.

Upholstery: Yolo Spa fabric with Natural nail heads.

Cross Trestle

DINING TABLES

VILLA COLLECTION



- A. #52-3878 Cross Trestle Table
- B. #52B-1662 Cross Bench
- C. #87S LaCroix Side Chair
- D. #87A LaCroix Arm Chair
- E. #48-5436 Cortland Server

All pieces shown in Wormy Maple with 232 Driftwood stain and Keepsake finishing.



- #52-3866
38" x 66" Solid top
- #52-3866-212
38" x 66" with 2-12" leaves
- #52-3872
38" x 72" Solid top
- #52-3872-212
38" x 72" with 2-12" leaves
- #52-3878
38" x 78" Solid top
- #52-3878-212
38" x 78" with 2-12" leaves
- #52-4242
42" x 42" Solid top
- #52-4266
42" x 66" Solid top
- #52-4266-212
42" x 66" with 2-12" leaves
- #52-4272
42" x 72" Solid top
- #52-4272-212
42" x 72" with 2-12" leaves
- #52-4278
42" x 78" Solid top
- #52-4278-212
42" x 78" with 2-12" leaves
- #52-4848
48" x 48" Solid top
- #52-4866
48" x 66" Solid top
- #52-4866-212
48" x 66" with 2-12" leaves
- #52-4872
48" x 72" Solid top
- #52-4872-212
48" x 72" with 2-12" leaves
- #52-4878
48" x 78" Solid top
- #52-4878-212
48" x 78" with 2-12" leaves

CROSS BENCH



- #52B-1644
16"D x 44"W x 18"H
- #52B-1656
16"D x 56"W x 18"H
- #52B-1662
16"D x 62"W x 18"H
- #52B-1668
16"D x 68"W x 18"H



Cross Trestle Table with 2-12" leaves



- A. #61-60RND 60" Round Solid Top Table
- B. #229S Marquette Side Chairs
- Emerson Table tops are 1" with floor clearance of 27.375"
- 18" Center Leaf Extensions

Table and chairs shown in Maple with Mocha stain.

Upholstery: Desantis Mink Faux Leather with Nickel nails.

#61-36RND
36" Round solid top

#61-36RND-118
36" Round with 1-18" leaf

#61-48RND
48" Round solid top

#61-48RND-118
48" Round with 1-18" leaf

#61-60RND
60" Round solid top

#61-60RND-118
60" Round with 1-18" leaf

#61-72RND
72" Round solid top

#61-72RND-118
72" Round with 1-18" leaf



- A. #61-60RND 60" Round Solid Top Table
- B. #229S Marquette Side Chairs

Table and Chairs shown in Maple with 226 Coffee stain.

Upholstery: Yolo Grey with Natural nails.

French Farmhouse

DINING TABLES

VILLA COLLECTION



#11-3866
38" x 66" Solid top

#11-3866-212
38" x 66" with 2-12" leaves

#11-3872
38" x 72" Solid top

#11-3872-212
38" x 72" with 2-12" leaves

#11-3878
38" x 78" Solid top

#11-3878-212
38" x 78" with 2-12" leaves

#11-4242
42" x 42" Solid top

#11-4266
42" x 66" Solid top

#11-4266-212
42" x 66" with 2-12" leaves

#11-4272
42" x 72" Solid top

#11-4272-212
42" x 72" with 2-12" leaves

#11-4278
42" x 78" Solid top

#11-4278-212
42" x 78" with 2-12" leaves

#11-4848
48" x 48" Solid top

#11-4866

48" x 66" Solid top

#11-4866-212
48" x 66" with 2-12" leaves

#11-4872
48" x 72" Solid top

#11-4872-212
48" x 72" with 2-12" leaves

#11-4878
48" x 78" Solid top

#11-4878-212
48" x 78" with 2-12" leaves

FARMHOUSE BENCH



#11B-1636
16"D x 36"W x 18"H

#11B-1644
16"D x 44"W x 18"H

#11B-1656
16"D x 56"W x 18"H

#11B-1662
16"D x 62"W x 18"H

#11B-1668
16"D x 68"W x 18"H



Farmhouse Table
with 2-12" leaves

A. #11-3872-212 French Farmhouse Table

B. #11B-1656 French Farmhouse Bench

C. #51S Buckeye Side Chair

D. #51A Buckeye Arm Chair

- French Farmhouse Tables are 1.25" Breadboard tops with floor clearance of 24.75"

- 12" Leaf Extensions on the ends (26.5" floor clearance with leaves in)

Table & Bench shown in Retreat Cherry with 7992 Asbury stain.

Chairs shown in Maple with Black paint.

Glacier Trestle

DINING TABLES

VILLA COLLECTION



A. #47-4266 42" x 66" Glass top with trestle base

B. #6805 Ava Side Chair

C. #47200 Server

· Glacier Trestle table tops are .375" glass tops with floor clearance of 29.625"

Shown in Retreat Cherry with Cappuccino stain.

Chairs only available in Maple.

Hardware:

Pull: BP7345192-CHBRZ Gold

Glacier Trestle

DINING TABLES

VILLA COLLECTION



- #47-4266
42" x 66" Glass solid top
- #42-4272
42" x 72" Glass solid top
- #47-4284
42" x 84" Glass solid top
- #47-4296
42" x 96" Glass solid top

• Glacier Trestle table tops are .375" glass tops with floor clearance of 29.625"

Table shown in Retreat Cherry with 140 Cappuccino stain.

Harper

DINING TABLES

VILLA COLLECTION



A. #60-4278 42x78 Solid Top Table

B. #230A Lydia Arm Chair

C. #230S Lydia Side Chair

D. #49-6836 Reminisce Server

- Harper Tables are 1" tops with floor clearance of 26" with a double pedestal

- 12" Center leaf extensions

Shown in Retreat White Oak with 140 Cappuccino stain.

Upholstery: Yukon Graphite fabric.

Server: Shown in Retreat Cherry with 140 Cappuccino stain.

Hardware: Knob: 3217 RBZ

#60-3866
38" x 66" Solid top

#60-3866-212
38" x 66" with 2-12" leaves

#60-3872
38" x 72" Solid top

#60-3872-212
38" x 72" with 2-12" leaves

#60-3878
38" x 78" Solid top

#60-3878-212
38" x 78" with 2-12" leaves

#60-4242
42" x 42" Solid top

#60-4242-212
42" x 42" with 2-12" leaves

#60-4266
42" x 66" Solid top

#60-4266-212
42" x 66" with 2-12" leaves

#60-4272
42" x 72" Solid top

#60-4272-212
42" x 72" with 2-12" leaves

#60-4278
42" x 78" Solid top

#60-4278-212
42" x 78" with 2-12" leaves

#60-4848
48" x 48" Solid top

#60-4848-212
48" x 48" with 2-12" leaves

#60-4866
48" x 66" Solid top

#60-4866-212
48" x 66" with 2-12" leaves

#60-4872
48" x 72" Solid top

#60-4872-212
48" x 72" with 2-12" leaves

#60-4878
48" x 78" Solid top

#60-4878-212
48" x 78" with 2-12" leaves

#60-6060
60" x 60" Solid top

#60-7272
72" x 72" Solid top

#60-DLP-36
Double Pedestal Counter Height

#60-DLP-42
Double Pedestal Bar Height



A. #62-4272-212 42" x 72" Jackson Leg Table with 2-12" Leaves

B. #9985 Ramona Bench

C. #1171S Ashburn Side Chair

D. #48-5436 Cortland Server

E. #48-5648 Cortland Hutch Top

• Jackson Tables are 1.25" Breadboard tops with floor clearance of 26"

• 12" Leaf Extensions on the ends

All pieces shown in Wormy Maple with 155 Blair stain.

Bench upholstered with Innisbrook Mica fabric with Pewter nails.

Hardware: K558-BL



A. #62-4278 42" x 78" Table Solid top
#L12 Shaker Legs

B. #1171S Ashburn Side Chair

C. #999A Parsons Arm Chair

- Jackson Tables are 1.25" Breadboard tops with floor clearance of 26"
- 12" Leaf Extensions on the ends

All pieces shown in distressed Wormy Maple with 155 Blair stain.

Chairs upholstered in Viewmont Denim fabric.

#62-4266
42" x 66" Solid top

#62-4266-212
42" x 66" with 2-12" leaves

#62-4272
42" x 72" Solid top

#62-4272-212
42" x 72" with 2-12" leaves

#62-4278
42" x 78" Solid top

#62-4278-212
42" x 78" with 2-12" leaves

LEG OPTIONS



Mission Trestle

DINING TABLES

VILLA COLLECTION




- A. #53-4272 Mission Trestle Table
- B. #53B-1656 Mission Bench
- C. #85S Mission Side Chair

- Mission Tables are 1.25" Breadboard tops with floor clearance of 26.25"
- 12" Leaf Extensions on the ends


Shown in Retreat White Oak with 140 Cappuccino stain.



- #53-3866
38" x 66" Solid top
- #53-3866-212
38" x 66" with 2-12" leaves
- #53-3872
38" x 72" Solid top
- #53-3872-212
38" x 72" with 2-12" leaves
- #53-3878
38" x 78" Solid top
- #53-3878-212
38" x 78" with 2-12" leaves
- #53-4242
42" x 42" Solid top
- #53-4266
42" x 66" Solid top
- #53-4266-212
42"x66" with 2-12" leaves
- #53-4272
42" x 72" Solid top
- #53-4272-212
42" x 72" with 2-12" leaves
- #53-4278
42" x 78" Solid top
- #53-4278-212
42" x 78" with 2-12" leaves
- #53-4848
48" x 48" Solid top
- #53-4866
48" x 66" Solid top
- #53-4866-212
48" x 66" with 2-12" leaves
- #53-4872
48" x 72" Solid top
- #53-4872-212
48" x 72" with 2-12" leaves
- #53-4878
48" x 78" Solid top
- #53-4878-212
48" x 78" with 2-12" leaves



- #53-60RND
60" Round Solid Top
- #53-72RND
72" Round Solid Top



- #53-60SQ
60" Square Solid Top
- #53-72SQ
72" Square Solid Top

MISSION BENCH



- #53B-1644
16"D x 44"W x 18"H
- #53B-1656
16"D x 56"W x 18"H
- #53B-1662
16"D x 62"W x 18"H
- #53B-1668
16"D x 68"W x 18"H

Montour

DINING TABLES

VILLA COLLECTION



A. #63-4272 42" x 72" Solid Leg Table

B. #263A Montour Arm Chair

C. #263S Montour Side Chair

- All Table tops are 1" with floor clearance of 25.75"
- NO Leaf Storage- All leaves come with aprons

Table shown in Retreat White Oak with YWF-4319 Sandstone stain.

Chairs shown in Retreat White Oak with YWF-4319 Sandstone stain and Viewmont Spa upholstery.

LEG TABLES

#63-4266

42" x 66" Solid top

#63-4266-212

42" x 66" with 2 - 12" leaves

#63-4272

42" x 72" Solid top

#63-4272-212

42" x 72" with 2 - 12" leaves

#63-4278

42" x 78" Solid top

#63-4278-212

42" x 78" with 2 - 12" leaves

#63-4296

42" x 96" Solid top

#63-4296-212

42" x 96" with 2 - 12" leaves

Naples

DINING TABLES

VILLA COLLECTION



A. #57-4278-212 Naples Double Pedestal Table

B. #228A LaRose Arm Chair

C. #228S LaRose Side Chair

D. #57-1668 Naples Bench

- Naples Tables are 1.25" Breadboard tops with floor clearance of 26"

- 12" Leaf Extensions on the ends

All pieces shown in Retreat White Oak with YWF 4318 stain and wire brushed with Keepsake finish.

Bench & chair upholstery: 2003 Yolo Grey fabric with Black nails.

#57-42110-212
42" x 110" with 2-12" leaves

#57-4848
48" x 48" Solid top

#57-4866
48" x 66" Solid top

#57-4866-212
48" x 66" with 2-12" leaves

#57-4872
48" x 72" Solid top

#57-4872-212
48" x 72" with 2-12" leaves

#57-4878
48" x 78" Solid top

#57-4878-212
48" x 78" with 2-12" leaves

#57-36RND
36" Round solid top

#57-48RND
48" Round solid top

#57-60RND
60" Round solid top

#57-72RND
72" Round solid top

#57-60SQ
60" Square solid top

#57-72SQ
72" Square solid top

NAPLES BENCH



#57B-1644
16"D x 44"W x 18"H

#57B-1656
16"D x 56"W x 18"H

#57B-1662
16"D x 62"W x 18"H

#57B-1668
16"D x 68"W x 18"H

#57-3866
38" x 66" Solid top

#57-3866-212
38" x 66" with 2-12" leaves

#57-3872
38" x 72" Solid top

#57-3872-212
38" x 72" with 2-12" leaves

#57-3878
38" x 78" Solid top

#57-3878-212
38" x 78" with 2-12" leaves

#57-4242
42" x 42" Solid top

#57-4266
42" x 66" Solid top

#57-4266-212
42" x 66" with 2-12" leaves

#57-4272
42" x 72" Solid top

#57-4272-212
42" x 72" with 2-12" leaves

#57-4278
42" x 78" Solid top

#57-4278-212
42" x 78" with 2-12" leaves

#57-42110
42" x 110" Solid top

Rialto

DINING TABLES

VILLA COLLECTION



A. #64-4278 Rialto Table

B. #265S Claire Side Chair

- Rialto Leg Table Tops- 1" with a Floor Clearance of 28.25"
- NO Leaf Storage- all leaves come with aprons

Table and chairs shown in Retreat White Oak with YWF-4318 stain.

LEG TABLES

#64-4266
42"x 66" Solid top

#64-4266-212
42"x 66" with 2 - 12" leaves

#64-4272
42" x 72" Solid top

#64-4272-212
42" x 72" with 2 - 12" leaves

#64-4278
42"x 78" Solid top

#64-4278-212
42"x 78" with 2 - 12" leaves

#64-4296
42" x 96" Solid top

#64-4296-212
42" x 96" with 2 - 12" leaves

A. #65-4278 Table

B. #680S Ava Side Chair

- Rialto Trestle Table Tops- 1.75" with a Floor Clearance of 28.25"

Table shown in Maple with Desert stain.

Chairs only available in Maple Shown in Extreme Black.

TRESTLE TABLES

65-4266
42" x 66" Solid top with Trestle Base

65-4272
42" x 72" Solid top with Trestle Base

65-4278
42" x 78" Solid top with Trestle Base

65-4296
42" x 96" Solid top with Trestle Base

Trieste

DINING TABLES

VILLA COLLECTION



DOUBLE PEDESTAL TABLES



- #54-3866**
38" x 66" Solid top
- #54-3866-212**
38" x 66" with 2-12" leaves
- #54-3872**
38" x 72" Solid top
- #54-3872-212**
38" x 72" with 2-12" leaves
- #54-3878**
38" x 78" Solid top
- #54-3878-212**
38" x 78" with 2-12" leaves
- #54-4266**
42" x 66" Solid top
- #54-4266-212**
42" x 66" with 2-12" leaves
- #54-4272**
42" x 72" Solid top
- #54-4272-212**
42" x 72" with 2-12" leaves
- #54-4278**
42" x 78" Solid top
- #54-4278-212**
42" x 78" with 2-12" leaves
- #54-4866**
48" x 66" Solid top
- #54-4866-212**
48" x 66" with 2-12" leaves
- #54-4872**
48" x 72" Solid top
- #54-4872-212**
48" x 72" with 2-12" leaves
- #54-4878**
48" x 78" Solid top
- #54-4878-212**
48" x 78" with 2-12" leaves

SINGLE PEDESTAL TABLES



- #54-4242** 42" x 42" Solid top
- #54-4242-212** 42" x 42" with 2-12" leaves
- #54-4848** 48" x 48" Solid top
- #54-4848-212** 48" x 48" with 2-12" leaves

- A. **#54-4272** Trieste Double Pedestal Table
- B. **#501A** Venice Arm Chair
- C. **#500S** Trieste Side Chair

- Trieste Tables are 2.25" table tops with floor clearance of 28.25"
- 12" Center Leaf Extensions

Shown in Retreat Cherry with 104 Seely stain and 230 Onyx stain on bases.

Trieste

DINING TABLES

VILLA COLLECTION



A. #56-4272 Trieste Butterfly Trestle Table

B. #501A Venice Arm Chair

C. #500S Trieste Side Chair

- Trieste Tables are 1" Breadboard tops with floor clearance of 27.75"
- 12" Center Leaf Extensions

Shown in Retreat Cherry with 104 Seely stain and 230 Onyx stain on bases.



BUTTERFLY TRESTLE TABLES

#56-3866

38" x 66" Solid top

#56-3866-212

38" x 66" with 2-12" leaves

#56-3872

38" x 72" Solid top

#56-3872-212

38" x 72" with 2-12" leaves

#56-3878

38" x 78" Solid top

#56-3878-212

38" x 78" with 2-12" leaves

#56-4242

42" x 42" Solid top

#56-4242-212

42" x 42" with 2-12" leaves

#56-4266

42" x 66" Solid top

#56-4266-212

42" x 66" with 2-12" leaves

#56-4272

42" x 72" Solid top

#56-4272-212

42" x 72" with 2-12" leaves

#56-4278

42" x 78" Solid top

#56-4278-212

42" x 78" with 2-12" leaves

#56-4848

48" x 48" Solid top

#56-4848-212

48" x 48" with 2-12" leaves

#56-4866

48" x 66" Solid top

#56-4866-212

48" x 66" with 2-12" leaves

#56-4872

48" x 72" Solid top

#56-4872-212

48" x 72" with 2-12" leaves

#56-4878

48" x 78" Solid top

#56-4878-212

48" x 78" with 2-12" leaves

Trieste

DINING TABLES

VILLA COLLECTION



A. #54-4848 Trieste (Counter Height) Single Pedestal Table
 B. #228S LaRose Side Chair (Counter Height)

Table & chairs shown in Maple with 231 Charcoal stain.
 Chairs upholstered in custom fabric with Old Brass nails.



A. #54-4872 Trieste Double Pedestal Table
 B. #178A Chesterfield Arm Chair
 C. #178S Chesterfield Side Chair

- Trieste Tables are 2.25" Breadboard tops with floor clearance of 28.25"
- 12" Center leaf extensions

Shown in Maple with 136 Rustic Gray stain.
 Arm chairs upholstered in Salvador Asphalt Black Leather.

The Estate

COLLECTION



The Estate Collection is a group of dining tables that offer even more options to customize your dining room.

Nine different leg options, Twenty different pedestals all with options for the shape of the table top and profile (edge) of your dining table plus additional table leaf extensions.

Easily specify the furniture that fits your exact needs as well as your unique style.

A. #S-4242-118 42"x 42" Single Pedestal Table with 1-18" Leaf

B. #230S Lydia Side Chairs

• All Estate Table tops are 1" with floor clearance of 26" and center leaf extensions

All pieces shown in Maple with 137 Antique Slate stain.

Table Details:

Table Base: #7,
Shape: #BQT Banquet
Edge: #MSN Mission

Chairs upholstered with Yolo Linen fabric and Old Brass nail heads.

SINGLE PEDESTAL TABLES



#S-4848-212
Round with 2 12" leaves on
#S20 Single Pedestal



#S-4848-118
Round with 1 18" leaf on
#S20 Single Pedestal

Leg

DINING TABLES

ESTATE COLLECTION



- A. #L-4272 Leg Table
 - B. #L12 Shaker Legs
 - C. #207S Mansfield Side Chair
 - D. #207A Mansfield Arm Chair
- Table tops are 1" with floor clearance of 26" and Center Leaf Extensions

Shown in Retreat Cherry with 113 Michaels stain.

Leg Table Shapes and Edge Profiles


Table Shapes



SQ Square



RNC Rounded Corner



BOT Boat



BQT Banquet

- L-3636**
36" x 36" Solid top
- L-3636-212**
36" x 36" with 2-12" leaves
- L-3636-118**
36" x 36" with 1-18" leaf
- L-3642**
36" x 42" Solid top
- L-3642-212**
36" x 42" with 2-12" leaves
- L-3642-118**
36" x 42" with 1-18" leaf
- L-3648**
36" x 48" Solid top
- L-3648-212**
36" x 48" with 2-12" leaves
- L-3648-412**
36" x 48" with 4-12" leaves
- L-3648-118**
36" x 48" with 1-18" leaf

Edge Profiles



BVL Bevel



HRO Half Round



MSN Mission



OGE O-GEE



BKB Back Bevel



CRV Curved Edge

- L-3648-218**
36" x 48" with 2-18" leaves
- L-3652**
36" x 52" Solid top
- L-3652-212**
36" x 52" with 2-12" leaves
- L-3652-412**
36" x 52" with 4-12" leaves
- L-3652-118**
36" x 52" with 1-18" leaf



- A. #L-4272 42"x72" Top**
Table Shape: Boat
Edge Profile: Bevel
- B. #L12 Shaker Legs**
- C. #1171S Ashburn Side Chairs**
- D. #1171A Ashburn Arm Chairs**

Shown in Retreat Cherry with Earthtone stain

- L-3652-218**
36" x 52" with 2-18" leaves
- L-3672**
36" x 72" Solid top
- L-4242**
42" x 42" Solid top
- L-4242-212**
42" x 42" with 2-12" leaves
- L-4242-118**
42" x 42" with 1-18" leaf
- L-4260**
42" x 60" Solid top

- L-4260-212**
42" x 60" with 2-12" leaves
- L-4260-412**
42" x 60" with 4-12" leaves
- L-4260-118**
42" x 60" with 1-18" leaf
- L-4260-218**
42" x 60" with 2-18" leaves
- L-4266**
42" x 66" Solid top
- L-4266-212**
42" x 66" with 2-12" leaves
- L-4266-412**
42" x 66" with 4-12" leaves
- L-4266-118**
42" x 66" with 1-18" leaf
- L-4266-218**
42" x 66" with 2-18" leaves
- L-4272**
42" x 72" Solid top
- L-4272-212**
42" x 72" with 2-12" leaves

LEG OPTIONS

Tier One 3" Legs



Tier Two 4" Legs



- L-4272-412**
42" x 72" with 4-12" leaves
- L-4272-118**
42" x 72" with 1-18" leaf
- L-4272-218**
42" x 72" with 2-18" leaves
- L-4278**
42" x 78" Solid top
- L-4284**
42" x 84" Solid top
- L-4296**
42" x 96" Solid top
- L-4848**
48" x 48" Solid top
- L-4848-212**
48" x 48" with 2-12" leaves
- L-4848-412**
48" x 48" with 4-12" leaves
- L-4848-118**
48" x 48" with 1-18" leaf
- L-4848-218**
48" x 48" with 2-18" leaves
- L-4872**
48" x 72" Solid top
- L-4872-212**
48" x 72" with 2-12" leaves
- L-4872-412**
48" x 72" with 4-12" leaves
- L-4872-118**
48" x 72" with 1-18" leaf
- L-4872-218**
48" x 72" with 2-18" leaves
- L-4878**
48" x 78" Solid top
- L-4884**
48" x 84" Solid top
- L-4896**
48" x 96" Solid top
- L-5454**
54" x 54" Solid top
- L-6060**
60" x 60" Solid top

Leg Tables

5 Steps for Order Accuracy



1

CHOOSE ONE

Tier One 3" Legs



Tier Two 4" Legs



2

Table Size CHOOSE ONE

- 36" x 36"
- 36" x 42"
- 36" x 48"
- 36" x 52"
- 42" x 60"
- 42" x 66"
- 42" x 72"
- 48" x 48"
- 48" x 72"

Solid Tops Only

- 36" x 72"
- 42" x 84"
- 42" x 96"
- 48" x 84"
- 48" x 96"
- 54" x 54"
- 60" x 60"

3

Leaves or Solid CHOOSE ONE

- Leaves
- 2-12"
- 4-12"
- 1-18"
- 2-18"
- Solid

4

Table Shape



5

Edge Profile



Confirm Your Choices

Please Print

Standard table height is 30"
Also available in Counter Height (36") and Bar Height (42")

Custom Table Height 36" 42"

CHOOSE ONE

1 Choose a Leg	2 Pick a Table Size	3 Leaves or Solid	4 Table Shape	5 Edge Profile	Wood Species	Finish Color	Price
L12	42" x 60"	2-12"	BOT	OGE	Retreat Cherry	YWF 4218	

Ordering process example



Gathering

TOGETHER AROUND THE TABLE
WITH FAMILY & FRIENDS

Single Pedestal

DINING TABLES

ESTATE COLLECTION



A. #S-4848 48" x 48" Solid Top
Table Base: #S8
Table Shape: Round
Edge Profile: Round Over

B. #207S Mansfield Side Chair

Table base shown in Maple
with Cotton paint.

Top of Table and Chairs
shown in Retreat Cherry with
Sunset stain.

Single Pedestal

DINING TABLES

ESTATE COLLECTION



A. #S-6060 60"x 60" Single Pedestal Table
Table Base: #S3,
Shape: #SQ Square
Edge: #MSN Mission

B. #6020S Adena Side Chairs

All pieces shown in Retreat White Oak with Mocha stain.



A. #S-4242 Solid Top Table
Table Base: #S5 In Counter Height
Shape: Round
Edge: Mission

B. #178S Chesterfield Side Chairs, In Counter Height

All pieces shown in Retreat White Oak and YWF 4218 stain.

Single Pedestal Table Shapes and Edge Profiles

Table Shapes



SQ
Square




RNC
Round Corner



BOT
Boat



BQT
Banquet



RND
Round
Not available with Leg Tables



Oval
True Oval
Not available with Leg Tables

Edge Profiles



BVL
Bevel



HRO
Half Round



MSN
Mission



OGE
O-GEE



BKB
Back Bevel



CRV
Curved Edge



FLA
Flush Apron
Flush Apron only available on square/rectangle table shapes



RFLA
Flush Apron
Flush Apron for round tables only

- S-3636**
36" x 36" Solid top
- S-3636-212**
36" x 36" with 2-12" leaves
- S-3636-118**
36" x 36" with 1-18" leaf
- S-3642**
36" x 42" Solid top
- S-3642-212**
36" x 42" with 2-12" leaves
- S-3642-118**
36" x 42" with 1-18" leaf
- S-3648**
36" x 48" Solid top
- S-3648-212**
36" x 48" with 2-12" leaves
- S-3648-118**
36" x 48" with 1-18" leaf
- S-3652**
36" x 52" Solid top
- S-3652-118**
36" x 52" with 1-18" leaf
- S-3672**
36" x 72" Solid top
- S-4242**
42" x 42" Solid top
- S-4242-118**
42" x 42" with 1-18" leaf
- S-4260**
42" x 60" Solid top
- S-4266**
42" x 66" Solid top
- S-4272**
42" x 72" Solid top
- S-4848**
42" x 48" Solid top
- S-4848-212**
48" x 48" with 2-12" leaves
- S-4848-118**
48" x 48" with 1-18" leaf
- S-5454**
54" x 54" Solid top
- S-6060**
60" x 60" Solid top

Single Pedestal Tables

5 Steps for Order Accuracy

ESTATE COLLECTION



1 CHOOSE ONE

Tier One Single Pedestal 7 inch

S3 S4 S5 S6 S7 S8 S9

Tier Two Single Pedestal 10 inch

S20 S21

2 **Table Size** CHOOSE ONE

36" x 36" 36" x 48" 42" x 42" 42" x 72"

36" x 42" 36" x 52" 48" x 48" 54" x 54"

42" x 66" 60" x 60"

Solid Tops Only

3 **Leaves or Solid** CHOOSE ONE

Leaves 2-12" 1-18" Solid

4 **Table Shape**

SQ Square RNC Rounded Corner BOT Boat BQT Banquet RND Round OVL True Oval

5 **Edge Profile**

BVL Bevel HRO Half Round MSN Mission OGE O-GEE BKB Bk. Bevel CRV Curved Edge FLA Flush Apron RFLA Flush Apron

Flush Apron only available on square/rectangle table shapes
Flush Apron for round tables only

Confirm Your Choices Please Print

Standard table height is 30"
Also available in Counter Height (36") and Bar Height (42")

Custom Table Height 36" 42" CHOOSE ONE

1	2	3	4	5	Wood Species	Finish Color	Price
Choose a Pedestal	Pick a Table Size	Leaves or Solid	Table Shape	Edge Profile			
S7	36" x 48"	2-12"	BOT	OGE	Retreat Cherry	YWF 4218	

Ordering process example


2 in. Premium Single Pedestal Table Shapes and Edge Profiles

Only square and round table shapes available with these tables. Only Mission Edge is available with these tables

Table Shapes



SQ
Square



RND
Round

Edge Profile



MSN
Mission

PS-3636
36" x 36" Premium solid top

PS-3636-212
36" x 36" with 2-12" leaves

PS-3636-118
36" x 36" with 1-18" leaf

PS-4242
42" x 42" Premium solid top

PS-4242-212
42" x 42" with 2-12" leaves

PS-4242-118
42" x 42" with 1-18" leaf

PS-4848
48" x 48" Premium solid top

PS-4848-212
48" x 48" with 2-12" leaves

PS-4848-118
48" x 48" with 1-18" leaf

PS-5454
54" x 54" Premium solid top

PS-6060
60" x 60" Premium solid top



Shown as PS-4848 Solid Top
48" Round with S-9 Base

Premium Single Pedestal Tables

5 Steps for Order Accuracy

1 CHOOSE ONE
Tier One
Single Pedestal
7 inch

S3 S4 S5 S6

S7 S8 S9

Tier Two
Single Pedestal
10 inch

S20 S21

2 **Table Size** CHOOSE ONE
 36" x 36" 48" x 48"
 42" x 42"

Solid Tops Only
 54" x 54"
 60" x 60"

3 **Leaves or Solid** CHOOSE ONE
 Leaves 2-12" Solid
 1-18"

4 **Table Shape**
 SQ Square RND Round

5 **Edge Profile**
 MSN Mission

Confirm Your Choices Please Print

Standard table height is 30"
Also available in Counter Height (36") and Bar Height (42")

Custom Table Height 36" 42" CHOOSE ONE

1	2	3	4	5	Wood Species	Finish Color	Price
Choose a Pedestal	Pick a Table Size	Leaves or Solid	Table Shape	Edge Profile			
S7	42" x 42"	2-12"	SQ	MSN	Retreat Cherry	YWF 4218	

Ordering process example

Double Pedestal

DINING TABLES

ESTATE COLLECTION



- A. #D-4266-212
42" x 66" top with 2-12" leaves
Table Base: #D45e
Table Shape: Square
Table Edge: Flush Apron
 - B. #512S Laker Side Chair
 - C. #512A Laker Arm Chair
 - D. #2119 Trieste Entertainment Console
- All pieces shown in Retreat Cherry with Saddle stain.
Hardware: OIA2385

Double Pedestal

DINING TABLES

ESTATE COLLECTION



A. #D-3672 36" x 72" Solid Top
Table Base: #D45
Height: Counter
Table Shape: Banquet
Edge Profile: Mission

B. #87S LaCroix Side Chair in
Counter Height Stationary

C. #87A LaCroix Arm Chair
in Counter Height Stationary

D. #2119 Trieste Entertainment
Console

All pieces shown in Retreat
White Oak with Mocha stain.

Hardware: OIA2385

Double Pedestal Table Shapes and Edge Profiles

Table Shapes



SQ
Square



RNC
Round Corner



BOT
Boat



BQT
Banquet



RND
Round
Not available with Leg Tables



Oval
True Oval
Not available with Leg Tables

Edge Profiles



BVL
Bevel



HRO
Half Round



MSN
Mission



OGE
O-GEE



BKB
Back Bevel



CRV
Curved Edge



FLA
Flush Apron
Flush Apron only available on square/rectangle table shapes



RFLA
Flush Apron
Flush Apron for round tables only

- D-3652**
36" x 52" Solid top
- D-3652-212**
36" x 52" with 2-12" leaves
- D-3652-118**
36" x 52" with 1-18" leaf
- D-3652-218**
36" x 52" with 2-18" leaves
- D-3672**
36" x 72" Solid top
- D-4266**
42" x 66" Solid top
- D-4266-212**
42" x 66" with 2-12" leaves
- D-4266-412**
42" x 66" with 4-12" leaves
- D-4266-118**
42" x 66" with 1-18" leaf
- D-4266-218**
42" x 66" with 2-18" leaves
- D-4272**
42" x 72" Solid top
- D-4272-212**
42" x 72" with 2-12" leaves
- D-4272-412**
42" x 72" with 4-12" leaves
- D-4272-118**
42" x 72" with 1-18" leaf
- D-4272-218**
42" x 72" with 2-18" leaves
- D-4278**
42" x 78" Solid top
- D-4284**
42" x 84" Solid top
- D-4296**
42" x 96" Solid top
- D-4872**
48" x 72" Solid top
- D-4872-212**
48" x 72" with 2-12" leaves
- D-4872-412**
48" x 72" with 4-12" leaves
- D-4872-118**
48" x 72" with 1-18" leaf
- D-4872-218**
48" x 72" with 2-18" leaves
- D-4878**
48" x 78" Solid top
- D-4884**
48" x 84" Solid top
- D-4896**
48" x 96" Solid top

Double Pedestal Tables

5 Steps for Order Accuracy


ESTATE COLLECTION



1

CHOOSE ONE


Tier One
Double Pedestal



Tier Two
Double Pedestal



Tier Three
Double Pedestal



2

Table Size CHOOSE ONE

- 36" x 52"
- 42" x 66"
- 42" x 72"
- 48" x 72"

Solid Tops Only

- 36" x 72"
- 42" x 78"
- 42" x 84"
- 42" x 96"
- 48" x 84"
- 48" x 96"
- 48" x 78"

3

Leaves or Solid CHOOSE ONE

- Leaves
- 1-18"
- 2-18"
- 4-12"
- Solid

4

Table Shape



5

Edge Profile



Confirm Your Choices

Please Print

Standard table height is 30"
Also available in Counter Height (36") and Bar Height (42")

Custom Table Height 36" 42"
CHOOSE ONE

1	2	3	4	5	Wood Species	Finish Color	Price
Choose a Pedestal	Pick a Table Size	Leaves or Solid	Table Shape	Edge Profile			
D40	42" x 72"	2-12"	BOT	OGE	Retreat Cherry	YWF 4218	

Ordering process example

Premium Double Pedestal

DINING TABLES



A. #PD-4296 42" x 96" Solid Top
Double Pedestal Base: #D45

B. #511S Vento Side Chair

C. #231A Seymour Arm Chair

• Premium Table tops are 2"
with a floor clearance of 28"
and center leaf extensions.

All pieces shown in Retreat
White Oak with YWF 4318 stain.

Arm chairs upholstered with
Viewmont Linen fabric.

Premium Double Pedestal

DINING TABLES



A. #PD-4872-212 48" x 72" Top
with 2 12" leaves
Double Pedestal Base: #D44

B. #5885S Albany Side Chair

C. #D44B-1644 Bench 16" x 44"

• Premium Table tops are 2"
with a floor clearance of 28"
and center leaf extensions.

Shown in Retreat White Oak
with Snow White stain.

Premium Double Pedestal Table Shapes and Edge Profiles

Only square table shape available with these tables. Only Mission Edge is available with these tables

Table Shapes



SQ
Square

Edge Profile



MSN
Mission

PD-4266
42" x 66" Premium solid top

PD-4266-212
42" x 66" with 2-12" leaves

PD-4266-412
42" x 66" with 4-12" leaves

PD-4266-118
42" x 66" with 1-18" leaf

PD-4266-218
42" x 66" with 2-18" leaves

PD-4272
42" x 72" Premium solid top

PD-4272-212
42" x 72" with 2-12" leaves

PD-4272-412
42" x 72" with 4-12" leaves

PD-4272-118
42" x 72" with 1-18" leaf

PD-4272-218
42" x 72" with 2-18" leaves

PD-4278
42" x 78" Premium solid top

PD-4284
42" x 84" Premium solid top

PD-4296
42" x 96" Premium solid top

PD-42110
42" x 110" Premium solid top

PD-4866
48" x 66" Premium solid top

PD-4866-212
48" x 66" with 2-12" leaves

PD-4866-412
48" x 66" with 4-12" leaves

PD-4866-118
48" x 66" with 1-18" leaf

PD-4866-218
48" x 66" with 2-18" leaves

PD-4872
48" x 72" Premium solid top

PD-4872-212
48" x 72" with 2-12" leaves

PD-4872-412
48" x 72" with 4-12" leaves

PD-4872-118
48" x 72" with 1-18" leaf

PD-4872-218
48" x 72" with 2-18" leaves

PD-4878
48" x 78" Premium solid top

PD-4884
48" x 84" Premium solid top

PD-4896
48" x 96" Premium solid top

PD-48110
48" x 110" Premium solid top

Premium Double Pedestal Tables

5 Steps for Order Accuracy

PREMIUM TABLES



1

CHOOSE ONE


Tier One Double Pedestal



Tier Two Double Pedestal



Tier Three Double Pedestal



2

Table Size CHOOSE ONE

42" x 66" 48" x 66" 42" x 72" 48" x 72"

Solid Tops Only

42" x 78" 42" x 96" 48" x 78" 48" x 96" 42" x 84" 42" x 110" 48" x 84" 48" x 110"

3

Leaves or Solid CHOOSE ONE

Leaves 2-12" 1-18" Solid 4-12" 2-18"

4

Table Shape



5

Edge Profile



Confirm Your Choices
Please Print

Standard table height is 30"
Also available in Counter Height (36") and Bar Height (42")

Custom Table Height 36" 42"
CHOOSE ONE

1 Choose a Pedestal	2 Pick a Table Size	3 Leaves or Solid	4 Table Shape	5 Edge Profile	Wood Species	Finish Color	Price
D40	42" x 72"	2-12"	SQ	MSN	Retreat Cherry	YWF 4218	

Ordering process example



Memories
ARE MADE AROUND THE TABLE.

Dining CASES

Bordeaux Servers



#3002 Bordeaux Server with wood doors 19"D x 70"W x 36"H



#3001 19"D x 55"W x 36"H



#3002 19"D x 70"W x 36"H



#3003 19"D x 85"W x 36"H

Grampian Servers



#3632 19"D x 55"W x 36"H



#3606 19"D x 70"W x 30"H



#3627 19"D x 70"W x 36"H

All the Dining cases are available with wood and glass doors.



#3101 Hudson Server with glass doors 19"D x 55"W x 36"H
Hardware: K807

Hudson Servers



#3101 19"D x 55"W x 36"H



#3102 19"D x 70"W x 36"H



#3103 19"D x 85"W x 36"H

Wrightsville Servers



#3201 19"D x 55"W x 36"H



#3202 19"D x 70"W x 36"H

Shown in Maple with 137 Antique Slate stain and Cotton paint.



#3203 19"D x 85"W x 36"H

All Dining cases are available with wood and glass doors.

Reminisce Servers



49-6236
18"D x 62"W x 36"H

49-6836
18"D x 68"W x 36"H

49-7236
18"D x 72"W x 36"H

49-6842
18"D x 68"W x 42"H

Shown in Retreat White Oak with YWF4319 Sandstone stain.

Hardware:
Knob: 3217 RBZ
Pull: 2" Ring 3031RBZ

Cortland Servers



Cortland Server

#48-5436
18"D x 54"W x 36"H

#48-6236
18"D x 62"W x 36"H

#48-6836
18"D x 68"W x 36"H

Shown in Wormy Maple with 232 Driftwood stain and Keepsake finish.

All Dining cases are available with wood and glass doors.



Removable wine rack



Cortland 2-Door Server

#48-3036
18"D x 30"W x 36"H

#48-3636
18"D x 36"W x 36"H

#48-4236
18"D x 42"W x 36"H



Cortland Hutch Top

#48-5648
15"D x 56"W x 48"H

#48-6448
15"D x 64"W x 48"H

#48-7048
15"D x 70"W x 48"H

Dining CASES

Trieste Servers



#2118 Trieste Entertainment Console 19"D x 72"W x 33"H
Shown in Maple with 230 Onyx stain.



#54-5533 Trieste Server 20"D x 55"W x 33"H
Shown in Retreat Cherry with 104 Seely stain and 230 Onyx on a Maple base.
Hardware: OIA2835



#2121 Trieste Entertainment Console 18"D x 55"W x 44"H



#2119 Trieste Entertainment Console 18"D x 72"W x 44"H



#2120 Trieste Tall Cabinet 15"D x 36"W x 84"H

All Dining cases are available with wood and glass doors.

Champagne Servers



#41051 19"D x 68"W x 36"H
Shown with Raised Panels
#41050 19"D x 68"W x 40"H



#41052 19"D x 48"W x 36"H
Shown with Louvered Panels



Raised



Louvered

Available with Raised or Louvered Panels

Both pieces shown in Retreat White Oak with Snow White stain on the cabinets and YWF 4318 on the panels.

Glacier Server



#47200 20"D x 70"W x 40"H



Shown in Retreat Cherry with Cappuccino stain.

Hardware:
Pull: BP7345192-CHBRZ Gold

Benches



Ramona Bench

#998S
Seat 18"D x 66"W x 20"H
Bench 28.75"D x 66"W x 40"H

#997S
Seat 18"D x 56"W x 20"H
Bench 28.75"D x 56"W x 40"H

#996S
Seat 18"D x 48"W x 20"H
Bench 28.75"D x 48"W x 40"H

#995S
Seat 18"D x 36"W x 20"H
Bench 28.75"D x 36"W x 40"H

• Upholstery Nails are an option on any upholstered seat / chair.



Ramona Bench shown with 140 Cappuccino stain. Only available in Maple. Upholstered with 2011 Yukon Ecru fabric with Natural nails.

Upholstery nails are an option on any upholstered bench / chair.

Cross Bench

#52B-1644
16"D x 44"W x 18"H

#52B-1656
16"D x 56"W x 18"H

#52B-1662
16"D x 62"W x 18"H

#52B-1668
16"D x 68"W x 18"H



Cross Bench shown in Wormy Maple with 232 Driftwood stain and Keepsake finishing.

French Farmhouse Bench

#11B-1636
16"D x 36"W x 18"H

#11B-1644
16"D x 44"W x 18"H

#11B-1656
16"D x 56"W x 18"H

#11B-1662
16"D x 62"W x 18"H

#11B-1668
16"D x 68"W x 18"H

• Leg Bench with 11B Leg

Shown in Retreat Cherry with 7992 Asbury stain.



LEG OPTIONS



D44 Bench

#D44B-1644
16"D x 44"W x 18"H

#D44B-1656
16"D x 56"W x 18"H

#D44B-1662
16"D x 62"W x 18"H

#D44B-1668
16"D x 68"W x 18"H



Shown in Maple with Snow White stain.

Benches

Naples Bench

#57B-1644
16"D x 44"W x 18"H

#57B-1656
16"D x 56"W x 18"H

#57B-1662
16"D x 62"W x 18"H

#57B-1668
16"D x 68"W x 18"H

- Upholstery Nails are an option on any upholstered seat / chair.



Shown in Retreat White Oak with YWF 4318 stain & wire brushed with Keepsake finish.

Upholstered with Yolo Spa fabric with Black nails.

Upholstery nails are an option on any upholstered bench / chair.

Mission Trestle Bench

#53B-1644
16"D x 44"W x 18"H

#53B-1656
16"D x 56"W x 18"H

#53B-1662
16"D x 62"W x 18"H

#53B-1668
16"D x 68"W x 18"H



Mission Bench shown in Retreat White Oak with 140 Cappuccino stain.



Mission Bench shown in Retreat White Oak with YWF 4419 Sea Glass stain.

Chairs



CHAIR OPTIONS

- Fabric seat / faux leather adds approximately 2 inches to the height of the seat
- Leather seat adds approximately 2 inches to the height of the seat
- Upholstery nails
- 24" stationary counter stool
- 30" stationary bar stool
- 24" swivel counter stool
- 30" Swivel bar stool
- Desk chair base



Wood Seat Only
No Two Tone

#51A Buckeye Arm Chair
Seat 20.25"W x 16"D x 17.5"H
Chair 23"W x 23"D x 41.75"H
Arm 26"H



Wood Seat Only
No Two Tone

#51S Buckeye Side Chair
Seat 18.5"W x 15.25"D x 17.5"H
Chair 23"W x 21"D x 41.75"H



#87A LaCroix Arm Chair
Seat 19.75"W x 17"D x 17.5"H
Chair 22.5"W x 21.5"D x 35.25"H
Arm 25.25"H



#87S LaCroix Side Chair
Seat 18.25"W x 16.25"D x 17.5"H
Chair 18.25"W x 20.5"D x 35.75"H



#207A Mansfield A Arm Chair
Seat 18.5"W x 17.25"D x 17.75"H
Chair 24"W x 22"D x 40.5"H
Arm 25.5"H



#207S Mansfield A Side Chair
Seat 18.5"W x 17.25"D x 17.75"H
Chair 18.5"W x 22"D x 40.5"H

Chairs

CHAIR OPTIONS

- Fabric seat / faux leather adds approximately 2 inches to the height of the seat
- Leather seat adds approximately 2 inches to the height of the seat
- Upholstery nails
- 24" stationary counter stool
- 30" stationary bar stool
- 24" swivel counter stool
- 30" Swivel bar stool
- Desk chair base



#99A Ladder Arm Chair
Seat 18"W x 16"D x 17.5"H
Chair 24.5"W x 21.75"D x 40.25"H
Arm 25"H



#99S Ladder Side Chair
Seat 18"W x 16"D x 17.5"H
Chair 18"W x 21.75"D x 40.25"H



#85A Mission Arm Chair
Seat 19"W x 18"D x 17.75"H
Chair 24"W x 23.75"D x 41.75"H
Arm 26"H



#85S Mission Side Chair
Seat 19"W x 18"D x 17.75"H
Chair 19.25"W x 23.75"D x 41.75"H



#512A Laker Arm Chair
Seat 18"W x 17.25"D x 18"H
Chair 22"W x 19.5"D x 37.5"H
Arm 25.5"H

#512S Laker Side Chair
Seat 18"W x 17.25"D x 18"H
Chair 18.25"W x 19.5"D x 37.5"H



#513A Venetian Arm Chair
Seat 18"W x 17.25"D x 18"H
Chair 22"W x 19.5"D x 37.5"H
Arm 25.5"H

#513S Venetian Side Chair
Seat 18"W x 17.25"D x 18"H
Chair 18.25"W x 19.5"D x 37.5"H



#514A Tuscany Arm Chair
Seat 18.5"W x 17.25"D x 17.5"H
Chair 18.5"W x 19.75"D x 40"H
Arm 25.25"H

#514S Tuscany Side Chair
Seat 18.5"W x 17.25"D x 17.5"H
Chair 18.5"W x 19.75"D x 40"H



#208A Mansfield Arm Chair
Seat 18.5"W x 17.25"D x 17.75"H
Chair 24"W x 22"D x 40.5"H
Arm 25.5"H

#208S Mansfield Side Chair
Seat 18.5"W x 17.25"D x 17.75"H
Chair 18.5"W x 22"D x 40.5"H



#210A Mansfield C Arm Chair
Seat 18.5"W x 17.25"D x 17.75"H
Chair 24"W x 22"D x 40.5"H
Arm 25.5"H

#210S Mansfield C Side Chair
Seat 18.5"W x 17.25"D x 17.75"H
Chair 18.5"W x 22"D x 40.5"H



#9002A Christy Arm Chair
Seat 19"W x 18.5"D x 18"H
Chair 24.5"W x 23"D x 42"H
Arm 25.5"H

#9002S Christy Side Chair
Seat 19"W x 18.5"D x 18"H
Chair 20"W x 23"D x 42"H



#6020A Adena Arm Chair
Seat 19"W x 18.5"D x 18"H
Chair 24.5"W x 23"D x 42"H
Arm 25.5"H



#6020S Adena Side Chair
Seat 19"W x 18.5"D x 18"H
Chair 20"W x 23"D x 42"H

Chairs

CHAIR OPTIONS

- Fabric seat / faux leather adds approximately 2 inches to the height of the seat
- Leather seat adds approximately 2 inches to the height of the seat
- Upholstery nails
- 24" stationary counter stool
- 30" stationary bar stool
- 24" swivel counter stool
- 30" Swivel bar stool
- Desk chair base



#178A Chesterfield Arm Chair
 Seat 20"W x 16.25"D x 17.5"H
 Chair 24.5"W x 22.5"D x 39"H
 Arm 22.5"H



#178S Chesterfield Side Chair
 Seat 20"W x 16.25"D x 17.5"H
 Chair 20"W x 22.5"D x 39"H



#501A Venice Arm Chair
 Seat 18.75"W x 17"D x 18.25"H
 Chair 24.25"W x 21.25"D x 36"H
 Arm 25.5"H



#501S Venice Side Chair
 Seat 18.75"W x 17"D x 18.25"H
 Chair 19.75"W x 21.25"D x 36"H



No Inlay
#511A Veneto Arm Chair
 Seat 18.75"W x 17"D x 18.25"H
 Chair 24.25"W x 21.25"D x 36"H
 Arm 25.5"H



No Inlay
#511S Veneto Side Chair
 Seat 18.75"W x 17"D x 18.25"H
 Chair 19.75"W x 21.25"D x 36"H



#500A Trieste Arm Chair
 Seat 18.75"W x 17"D x 18.25"H
 Chair 24.25"W x 21.25"D x 36"H
 Arm 25.5"H



No Inlay
#510A Torlonia Arm Chair
 Seat 18.75"W x 17"D x 18.25"H
 Chair 24.25"W x 21.25"D x 36"H
 Arm 25.5"H



No Inlay
#510S Torlonia Side Chair
 Seat 18.75"W x 17"D x 18.25"H
 Chair 19.75"W x 21.25"D x 36"H

#500S Trieste Side Chair
 Seat 18.75"W x 17"D x 18.25"H
 Chair 19.75"W x 21.25"D x 36"H



#1171A Ashburn Arm Chair
 Seat 19"W x 16"D x 17.75"H
 Chair 24.75"W x 24"D x 40"H
 Arm 25.5"H



#610A Ramsey Arm Chair
 Seat 19.75"W x 17.25"D x 18"H
 Chair 24"W x 21.5"D x 40.5"H
 Arm 25"H



#610S Ramsey Side Chair
 Seat 20"W x 17.25"D x 18"H
 Chair 20"W x 21.5"D x 40.5"H



#620A Callahan Arm Chair
 Seat 18"W x 17"D x 17.5"H
 Chair 21.5"W x 23.25"D x 39.75"H
 Arm 25.25"H



#620S Callahan Side Chair
 Seat 18.75"W x 16.75"D x 17.5"H
 Chair 19.75"W x 23.25"D x 39.75"H

#1171S Ashburn Side Chair
 Seat 19"W x 16"D x 17.75"H
 Chair 19"W x 24"D x 40"H

Chairs



CHAIR OPTIONS

- Fabric seat / faux leather adds approximately 2 inches to the height of the seat
- Leather seat adds approximately 2 inches to the height of the seat
- Upholstery nails
- 24" stationary counter stool
- 30" stationary bar stool
- 24" swivel counter stool
- 30" Swivel bar stool
- Desk chair base



#630A Braxton Arm Chair
Seat 17.5"W x 17"D x 18"H
Chair 21.5"W x 20"D x 37"H
Arm 25.25"H



#630S Braxton Side Chair
Seat 17.5"W x 17"D x 18"H
Chair 17.5"W x 20"D x 37"H



#640A Linzee Arm Chair
Seat 18.5"W x 17.5"D x 17.25"H
Chair 21.5"W x 22.25"D x 39.25"H
Arm 25"H



#604S Linzee Side Chair
Seat 18.25"W x 17"D x 17.25"H
Chair 18.25"W x 22.25"D x 39.25"H



#70S Napoleon Side Chair
Seat 18.25"W x 16"D x 18"H
Chair 19.5"W x 23"D x 41"H



#70A Napoleon Arm Chair
Seat 18.25"W x 16"D x 18"H
Chair 22.5"W x 23"D x 41"H
Arm 25"H



#5885A Albany Arm Chair
Seat 19"W x 17"D x 17.75"H
Chair 24"W x 23"D x 42"H
Arm 25.5"H

#5885S Albany Side Chair
Seat 19"W x 17"D x 17.75"H
Chair 19"W x 23"D x 42"H



#264S Rialto Side Chair
Seat 20"W x 18"D x 17.75"H
Chair 20"W x 24"D x 37"H



#265S Clair Side Chair
Seat 18.5"W x 16.5"D x 18"H
Chair 18.5"W x 21.25"D x 36.75"H

#265A Clair Arm Chair
Seat 18.25"W x 16.5"D x 18"H
Chair 22.5"W x 21.25"D x 36.75"H
Arm 25.5"H



#680S Ava Side Chair
Seat 19.5"W x 18"D x 18.75"H
Chair 20"W x 24"D x 37.5"H



Shown with optional Upholstery Nails

#228A LaRose Arm Chair
Seat 19.5"W x 17"D x 19"H
Chair 24"W x 24"D x 40"H
Arm 25.5"H



Shown with optional Upholstery Nails

#228S LaRose Side Chair
Seat 19.5"W x 17"D x 19"H
Chair 19.5"W x 24"D x 40"H



Shown with optional Upholstery Nails

#229A Marquette Arm Chair
Seat 19.5"W x 17"D x 19"H
Chair 24"W x 24"D x 41"H
Arm 25.5"H

#229S Marquette Side Chair
Seat 19.5"W x 17"D x 19"H
Chair 19.5"W x 24"D x 41"H

Chairs

CHAIR OPTIONS

- Fabric seat / faux leather adds approximately 2 inches to the height of the seat
- Leather seat adds approximately 2 inches to the height of the seat
- Upholstery nails
- 24" stationary counter stool
- 30" stationary bar stool
- 24" swivel counter stool
- 30" Swivel bar stool
- Desk chair base



Shown with optional Upholstery Nails

#230A Lydia Arm Chair
Seat 19.5"W x 17"D x 19"H
Chair 24"W x 24"D x 40"H
Arm 25.5"H



Shown with optional Upholstery Nails

#230S Lydia Side Chair
Seat 19.5"W x 17"D x 19"H
Chair 19.5"W x 24"D x 40"H



#231A Seymour Arm Chair
Seat 19.5"W x 17"D x 19"H
Chair 24"W x 24"D x 43"H
Arm 25.5"H

#231S Seymour Side Chair
Seat 19.5"W x 17"D x 19"H
Chair 19.5"W x 24"D x 43"H



Shown with optional Upholstery Nails

#999A Parsons Arm Chair
Seat 19"W x 18.5"D x 18"H
Chair 23.5"W x 28"D x 40"H
Arm 25.5"H



Shown with optional Upholstery Nails

#999S Parsons Side Chair
Seat 19"W x 18.5"D x 18"H
Chair 19"W x 28"D x 40"H



#263A Montour Arm Chair
Seat 19.5"W x 17"D x 19"H
Chair 24"W x 24"D x 41"H
Arm 25"H



#263S Montour Side Chair
Seat 19.5"W x 17"D x 19"H
Chair 19.5"W x 24"D x 41"H



#240S Stella Side Chair
Seat 19.5"W x 17"D x 19"H
Chair 19.5"W x 24"D x 34"H

#240 Stella Arm Chair
Seat 19.5"W x 17"D x 19"H
Chair 24"W x 24"D x 34"H
Arm 25.5"H



#600 Bristow Chair Back

#600 Bristow Chair
Seat 22"W x 18.25"D x 20"H
Chair 23.5"W x 27.25"D x 41.75"H

Chair OPTIONS

CHAIR OPTIONS

- Fabric seat / faux leather adds approximately 2 inches to the height of the seat
- Leather seat adds approximately 2 inches to the height of the seat
- Upholstery nails
- 24" stationary counter stool
- 30" stationary bar stool
- 24" swivel counter stool
- 30" Swivel bar stool
- Desk chair base



#620S Callahan Side Chair
as a Counter Height Swivel Stool



#620S Callahan Side Chair
as a Counter Height
Stationary Stool



#87S LaCroix Side Chair
as a Counter Height Swivel Stool



#87S LaCroix Arm Chair
as a Counter Height
Stationary Stool



#514A Tuscany Arm Chair
with a Desk Base (5 star gas lift)



#87A LaCroix Arm Chair
with a Desk Base (5 star gas lift)

Stools



A. #88904 Liberty Library Desk

B. #503 24" Saddle Stool

Upholstered with Desantis
Mink Faux Leather and Pewter
nail heads.



#503
24" Upholstered
Saddle Stool



#1125 24" Turnstone
Stationery Bar Stool
Seat 17.5"W x 16"D x 24"H
Chair 18"W x 18.25"D x 33.5"H

#1122 30" Turnstone
Stationery Bar Stool
Seat 17.5"W x 16"D x 30"H
Chair 18"W x 18.5"D x 39.5"H

Shown
with optional
Upholstery
Nails



#504
30" Upholstered
Saddle Stool



See our other
Solid Wood
Furniture
Collections



Bedroom

Solid Wood Beds, Dressers,
Chests, Nightstands & Mirrors



Home

Solid Wood Office, Occasional
& Entertainment Furniture



Visit us on the web for more
information or to see our other
collections.

Scan the QR Code to go directly
to our website.


Or enter
UrbanCollectionsOhioUSA.com
into your browser.

Stains



These pictured samples are close color representations of our stains on various wood species and are not meant to replace looking at a physical sample in the showroom. Color variations and graining differences **are natural** and are an **acceptable and desirable** quality of fine solid wood furniture.

Maple



M1
158 Black Stain
on Maple



M2
156 Mocha Stain
on Maple



M3
233 Chestnut Stain
on Maple



M4
157 Kona Stain
on Maple



M5
140 Cappuccino
Stain on Maple



M6
111 Boston Stain
on Maple




M7
113 Michaels Stain
on Maple




M8
348-127 Royal Cottage
Stain on Maple




M9
160 Earth Tone Stain
on Maple




M10
137 Antique Slate Stain
on Maple



M11
YWF 1042 aka Ryan's
Driftwood Stain on Maple



M12
232 Driftwood Stain
on Maple



M13
Desert Stain
on Maple



M14
136 Rustic Gray Stain
on Maple

Retreat White Oak


- Classic Weathered Finishes
- Wire Brushed



W1
YWF 4218 Stain
on Retreat White Oak




W2
YWF 4418 Stain
on Retreat White Oak




W3
YWF 4318 Stain
on Retreat White Oak

Red Oak



O1
113 Michaels Stain
on Red Oak



O2
104 Seely Stain
on Red Oak

Stains




Wormy Maple




WM1
YWF 4218 Stain
on Wormy Maple



WM2
226 Coffee Stain
on Wormy Maple



WM3
160 Earth Tone Stain
on Wormy Maple



WM4
140 Cappuccino Stain
on Wormy Maple



WM5
113 Michaels Stain
on Wormy Maple



WM6
137 Antique Slate Stain
on Wormy Maple




WM7
155 Blair 47823 Stain
on Wormy Maple



WM8
232 Driftwood Stain
on Wormy Maple



WM9
Desert Stain
on Wormy Maple



WM10
WSC-024 Snow White
Stain on Wormy Maple


Stains



Retreat White Oak




RW01
158 Black Stain
on Retreat White Oak



RW02
YWF 4119 Memphis Stain
on Retreat White Oak




RW03
160 Earth Tone Stain
on Retreat White Oak



RW04
140 Cappuccino Stain
on Retreat White Oak



RW05
137 Antique Slate Stain
on Retreat White Oak



RW06
155 Blair Stain
on Retreat White Oak



RW07
Brown Sugar Stain
on Retreat White Oak



RW08
YWF 4319 Sandstone Stain
on Retreat White Oak




RW09
WSC-024 Snow White
Stain on Retreat White
Oak




RW10
Sea White Stain
on Retreat White Oak

Maple Paint



P1
Black Paint with Rub Thru
on Maple



P2
Dark Gray Paint with
253 Glazing on Maple



P3
Gray Paint on Maple



P4
Light Gray Paint with
253 Glazing on Maple



P5
Cotton Paint on Maple



P6
White Paint with
253 Glazing on Maple



P7
White Paint with
251 Glazing on Maple

Stains



Retreat Cherry




C1
158 Black Stain
on Retreat Cherry




C2
YWF 1023 aka 223
Chestnut Stain
on Retreat Cherry



C3
4119 Memphis Stain
on Retreat Cherry



C4
7992 Ashbury Stain
on Retreat Cherry




C5
151 Generations Stain
on Retreat Cherry




C6
Coffee Stain
on Retreat Cherry



C7
152 Saddle FC-10759 Stain
on Retreat Cherry




C8
1133 Sunset Stain
on Retreat Cherry




C9
140 Cappuccino Stain
on Retreat Cherry



C10
160 Earthtone Stain
on Retreat Cherry




C11
111 Boston Stain
on Retreat Cherry




C12
113 Michaels Stain
on Retreat Cherry



C13
159 Chocolate Spice Stain
on Retreat Cherry



C14
104 Seely Stain
on Retreat Cherry



C15
137 Antique Slate Stain
on Retreat Cherry



C16
Shore Stain
on Retreat Cherry



2441 US 62 • Dundee, OH 44624 • 330-359-6166
UrbanCollectionsOhioUSA.com

©2025 Yutzy - 02/25 - Dining Furniture